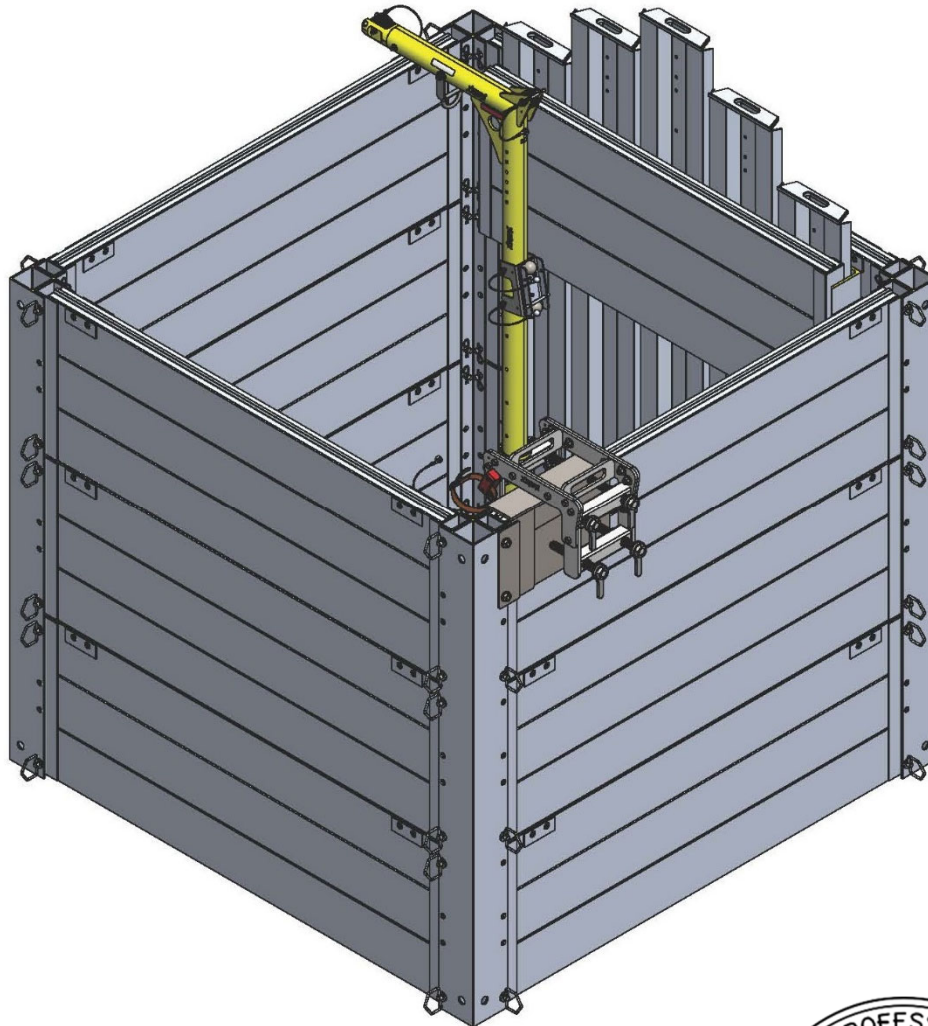


YELLOW MAPS DAVIT ARM ADAPTER

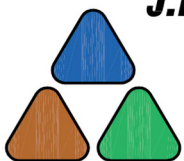
TECHNICAL DATA SHEET

Effective September 14, 2022



Pacific SHORING
Quality Driven, Lead Time Focused

J.M. TURNER ENGINEERING, INC.
CONSULTING ENGINEERS



1325 COLLEGE AVE., SANTA ROSA, CA 95404
(707) 528-4503 FAX (707) 528-4505



9/14/2022

JMT #: 19561-2

Description

The Pacific Shoring Products Davit Arm Adapter allows for usage of the Xtripa IN-2482 Shoring Adapter and the Xtripa IN-2483 Davit Arm onto the Yellow Modular Aluminum Panel System. The steel davit arm adapter allows for protection against damage to the aluminum panel sections and provides a strong mounting surface for the Xtripa IN-2482 Shoring Adapter. The Xtripa system is part of a personal protection equipment system for fall protection, work positioning, or rescue, for use in confined spaces.

This technical data sheet is intended to be used in conjunction with the "Instruction and Safety Manual XTRIPA 24" (610mm) Mast & Davit Arm System with Shoring System".

Usage Notes

1. The steel Davit Arm Adapter must rest flush over top of the aluminum panel section, it can be oriented in the top right or top left position of any Yellow MAPS panel section, this allows for functionality at both ends of the trench if necessary.
2. Using the provided hardware, the steel Davit Arm Adapter must be bolted in two places at the end posts, see **Figure 1**.
3. The bolts and nylon lock nuts shall be made of minimum Grade 5 material.
4. The Xtripa IN-2482 Shoring Adapter should have a minimum of four contact points making direct contact with the steel Davit Arm Adapter as seen in **Figure 2**.

Limitations

1. The competent person on site is responsible for making sure the Davit Arm Adapter is securely fastened to the end post prior to installing the Xtripa IN-2482 Shoring Adapter.
2. The Pacific Shoring Products Davit Arm Adapter is designed to be used with the Xtripa IN-2482 Shoring Adapter.
 - a. If a shoring adapter is to be used that is not the same model as the Xtripa IN-2482 Shoring Adapter, it is the responsibility of the competent person on site to determine that the capacity of the shoring adapter in question is equal to or less than the Xtripa IN-2482 Shoring Adapter.
 - b. In addition, it is also the responsibility of the competent person to determine that any off-brand shoring adapter that is used has a minimum of four contact points that make direct contact with the Pacific Shoring Products Davit Arm Adapter.
 - c. The maximum working load for this product is 360 lbs.

Installation Guide

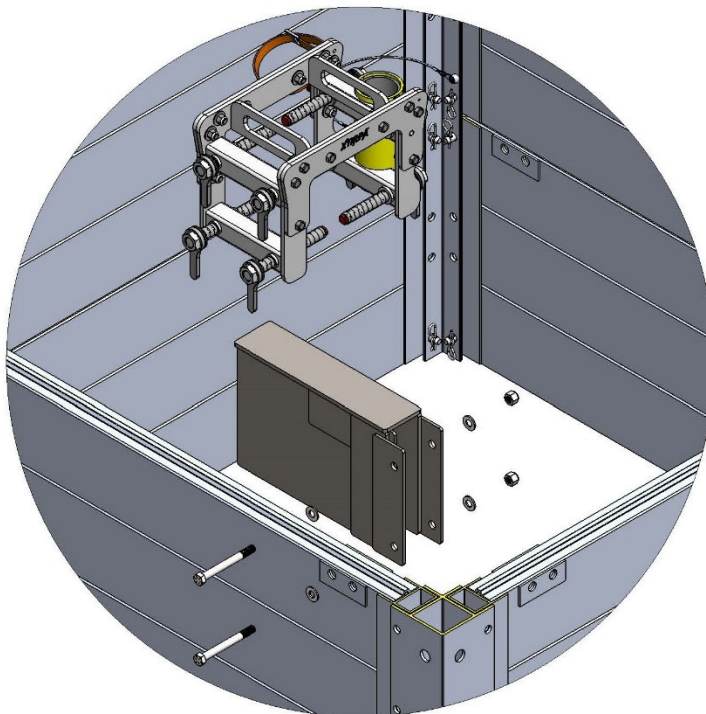


Figure 1.

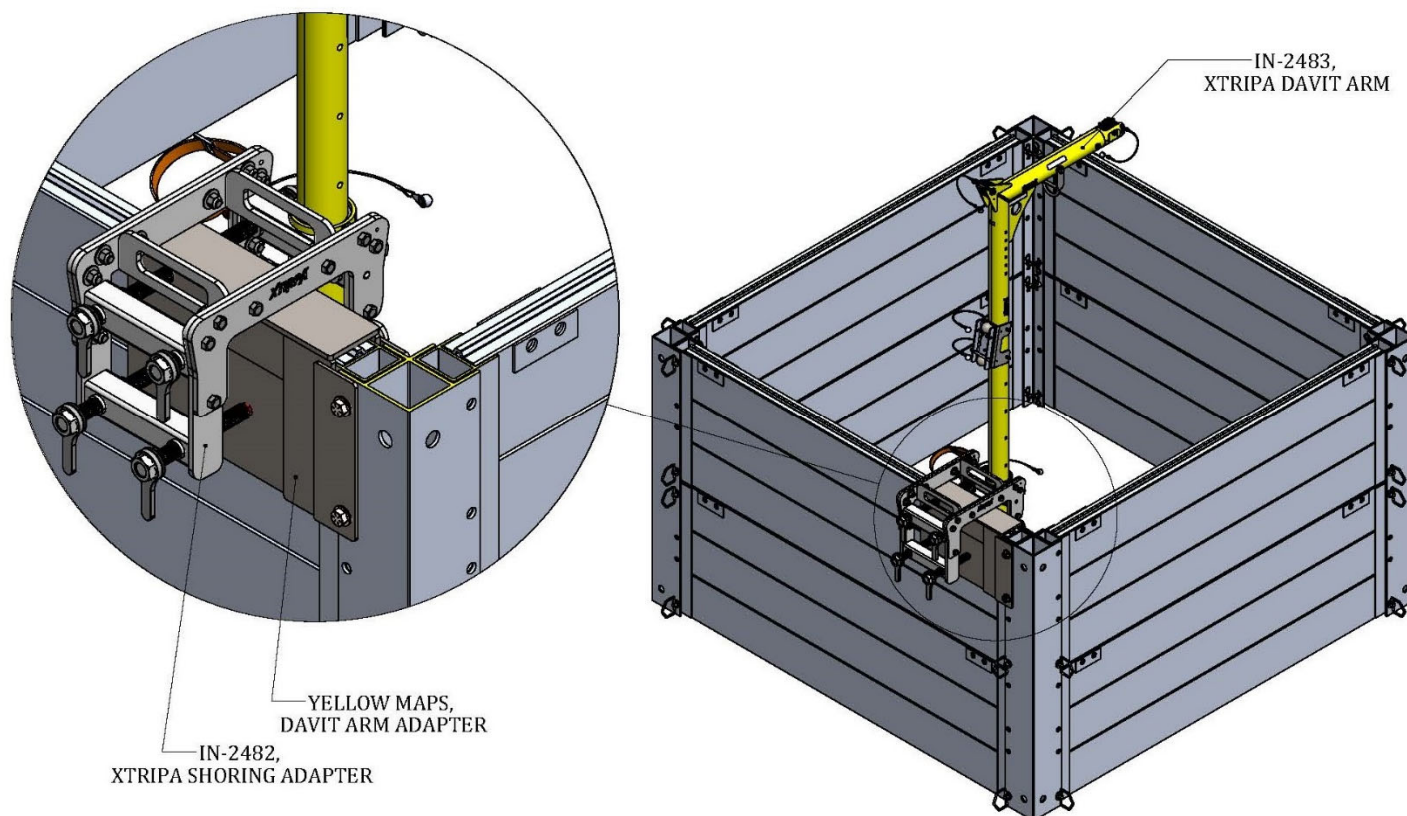


Figure 2.