

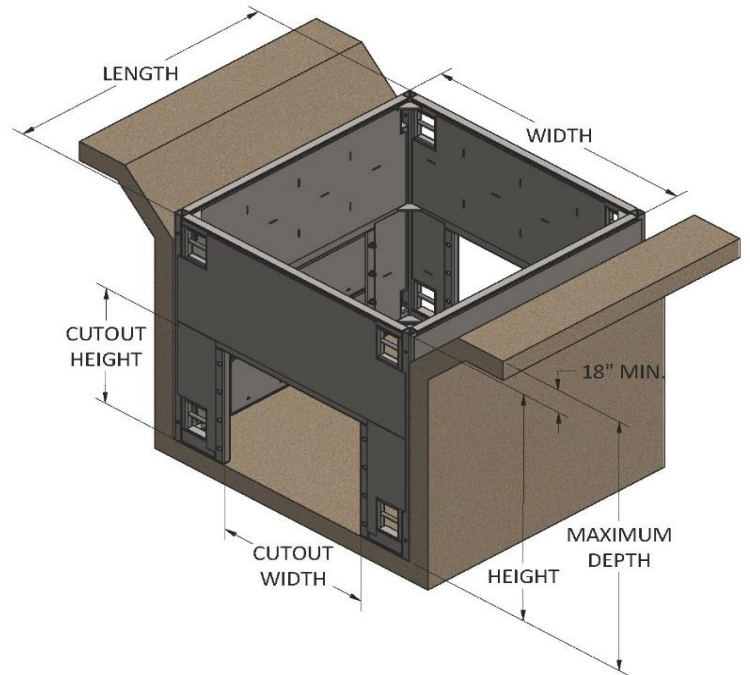


<b>Model Number:</b>	DPNWTBDW-81010-W4CO	<b>Spreader Size:</b>	N/A	<b>Pressure Rating:</b>	2,061 PSF
<b>Serial Number:</b>	PS23246	<b>Spreader Yield :</b>	N/A	<b>Weight:</b>	8,673 LBS.
<b>Height:</b>	8'	<b>Max Spreader Length:</b>	N/A	<b>Wall Thickness:</b>	4"
<b>Length:</b>	10'	<b>Spreader Pin Diameter:</b>	N/A	<b>Cutout Height:</b>	48"
<b>Width:</b>	10'	<b>Pin Yield Strength:</b>	N/A	<b>Cutout Width:</b>	60"

<b>Soil Type</b>	A-25	B-45	C-60	C-80
<b>Max Depth</b>	40'	40'	34'	26'
<b>Surcharge Pressure Included in Max Depth Ratings:</b>	0			
<b>33% Shoring Use Factor Included in Max Depth Ratings:</b>	YES			



Signed on: 6-9-2023

**NOTES & LIMITATIONS:**

- SOILS MUST BE CLASSIFIED BY A COMPETENT PERSON AS TYPE A, B, OR C IN ACCORDANCE WITH OSHA STANDARD 29 CFR, PART 1926, SUPART P.
- SLOPED SOILS MUST EXTEND TO NO LESS THAN 18" BELOW THE TOP OF THE SQUARE WATERTAP SHIELD, AS SHOWN IN THE DIAGRAM ABOVE. SQUARE WATERTAP SHIELD NEED NOT EXTEND ABOVE THE SOIL WHEN SOILS ARE FLAT AND LEVEL WITH THE TOP OP OF THE SHIELD.
- SQUARE WATERTAP SHIELD SHALL BE USED UNDER THE DIRECT SUPERVISION AND DIRECTION OF A COMPETENT PERSON AS DEFINED BY OSHA STANDARD 29 CFR, PART 1926, SUPART P. AND ALL MANUFACTURER'S RECOMMENDATIONS. AMONG OTHER QUALIFICATIONS, THE COMPETENT PERSON SHALL BE TRAINED IN THE USE OF TRENCH SHIELDS AND HAVE PRACTICAL FIELD EXPERIENCE WITH THE USE OF THE SHIELDS, SOIL CLASSIFICATIONS, AND RECOGNIZING HAZARDOUS CONDITIONS.
- PRIOR TO SQUARE WATERTAP SHIELD USE, ALL SPREADERS SHALL BE SECURED TO SOCKETS WITH PINS, OR OTHER MECHANICAL CONNECTIONS THAT ARE APPROVED BY THE MANUFACTURER. (DO NOT APPLY SIDE LOAD TO THE SPREADERS AT ANY TIME INCLUDING LEANING PLATES OR SHEETING FOR SOIL SUPPORT) UNLESS APPROVED IN WRITING BY A REGISTERED P.E.
- SURCHARGE LOADS AND EQUIPMENT SETBACK LIMITS HAVE NOT BEEN INCLUDED IN THE ABOVE RATINGS. THE ALLOWABLE DEPTH RATING MUST BE REDUCED TO ACCOUNT FOR ANY SURCHARGE LOADING THAT MAY INFLUENCE THE SQUARE WATERTAP SHIELD, OTHERWISE, SITE-SPECIFIC ENGINEERING IS REQUIRED.
- SQUARE WATERTAP SHIELDS SHALL BE INSTALLED IN A MANNER THAT WILL PREVENT LATERAL OR OTHERWISE HAZARDOUS MOVEMENT OF SOILS. SHIELDS ARE NOT INTENDED TO PROVIDE STABILITY TO ADJACENT BUILDINGS OR OTHER STRUCTURES.
- THE CONTRACTOR MUST ENSURE THAT THE GROUNDWATER LEVEL ON ALL SIDES OF THE SHORING IS MAINTAINED BELOW THE BASE OF THE EXCAVATION AT ALL TIMES, OTHERWISE, THIS CERTIFICATION IS INVALID.
- THE EXTERIOR WALLS OF THE SQUARE WATERTAP SHIELD SHALL BE IN DIRECT CONTACT WITH SOILS.
- SQUARE WATERTAP SHIELDS MUST BE INSPECTED PRIOR TO EACH USE FOR ANY DAMAGE OR DETERIORATION. IF THE ASSEMBLY HAS SUSTAINED DAMAGE, THE TABULATED DATA IS VOID UNTIL REPAIRS ARE MADE AND APPROVED IN WRITING BY A LICENSED ENGINEER.
- ANY MODIFICATIONS TO THE SQUARE WATERTAP SHIELD USING PARTS THAT ARE NOT MANUFACTURED BY PACIFIC SHORING PRODUCTS, EXTENDING THE HEIGHT OR LENGTH OF SHORING IN ANY WAY, OR CHANGING THE LOADING CONDITION, WILL VOID THIS TABULATED DATA AND THE SHIELD SHALL NOT BE USED WITHOUT APPROVAL IN WRITING BY A LICENSED PROFESSIONAL ENGINEER.
- SQUARE WATERTAP SHIELDS MAY BE STACKED, PROVIDED THAT APPROPRIATE CONNECTIONS ARE MADE BETWEEN THE STACKED SHIELDS TO PREVENT LATERAL MOVEMENT.
- THIS DOCUMENT HAS BEEN PREPARED BY A REGISTERED P.E., AS REQUIRED BY OSHA STANDARD 29 CFR, PART 1926, SUPART P.
- SQUARE WATERTAP SHIELDS MUST BE USED IN STRICT COMPLIANCE WITH ALL APPLICABLE OSHA GUIDELINES, AND LIMITATIONS OUTLINED IN THIS DOCUMENT. (FAILURE TO DO SO CAN RESULT IN SERIOUS INJURY OR DEATH.)